

Beltrami County Jail Needs Assessment



September 22, 2022

Project Purpose

- Project the future size and type of the inmate population, and determine the total bedspace need.
- Measure these projections against multiple alternatives for the existing jail in multiple time periods.
- Describe the advantages and disadvantages of each alternative and present a preferred recommendation.
- Assist the County in communicating the process and educate the public of the current and future needs of the jail.

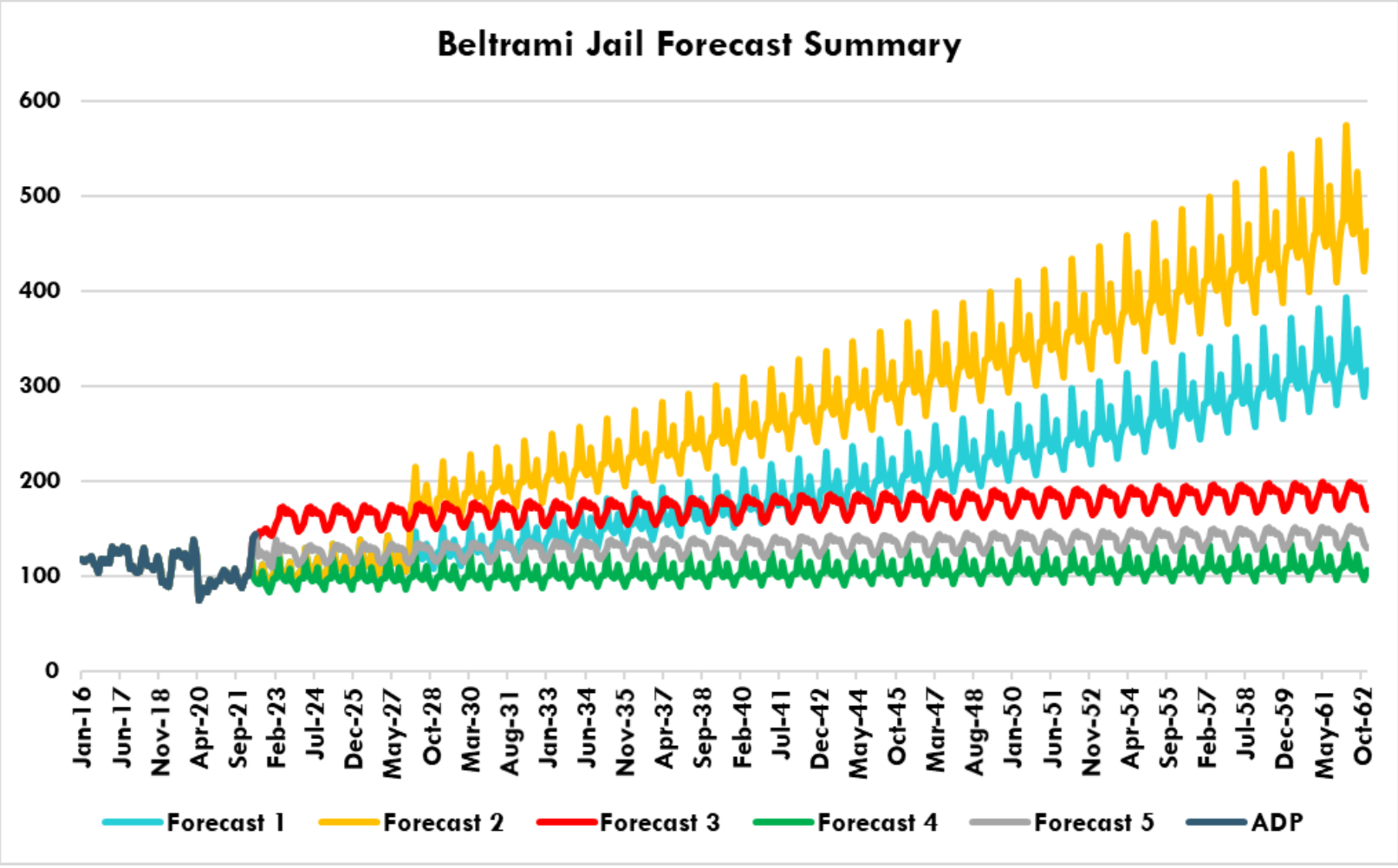
Beltrami Detention Center Current Conditions

- Bed capacity of 132 with an operational capacity of 118 inmates
- Boarding out an average of 40+ inmates daily since April 2022 (\$55/day)
- Operating since 1989 with the mileage of a 123+ year old county building
- MDOC has recently noted issues with:
 - Lack of storage and support space, notably the booking area
 - The physical plant design makes the facility staff intensive
 - High number of special management inmates w/out appropriate space to house them
 - The physical plant design does not allow for proper separation of inmates

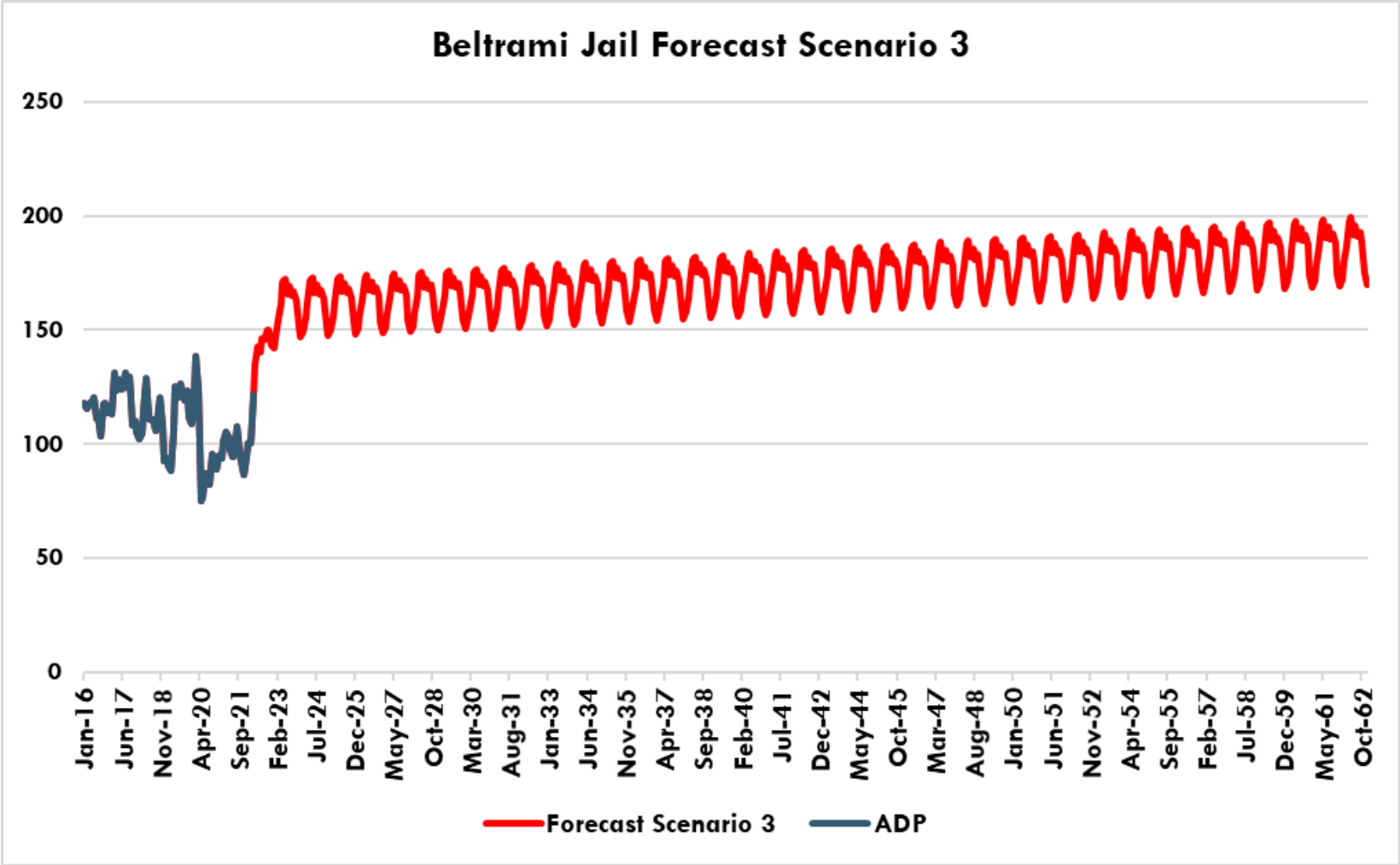
Beltrami Detention Center Current Conditions

- Numerous problems maintaining, repairing and replacing MEP
- Three control rooms with no true central control
- Lack of proper professional visitation spaces
- Inadequate medical services space with no central location
- Lack of proper training spaces for staff
- Limited program space for inmates
- Difficult to update spaces and systems, ie. video court installations

Beltrami Detention Center Forecast Summary



Beltrami Jail Main Forecasts – Forecast 3



- Forecast 3 ADP Levels:
 - 2040 = 172
 - 2050 = 179
 - 2060 = 185
- Assumptions:
 - Bookings return to 2019 levels (8.1 per day) and grows with population growth thereafter
 - ALOS/Case Processing stays at current number (18.8-day ALOS)
 - Current sentencing practices remain in place
- Notice initial jump in population due to bookings increase

Beltrami Detention Center Main Forecasts – Forecast 3

Peaking and classification factors for Forecast 3

Year	Females				Males				Total Bed Need
	ADP	Peaking (29.1%)	Class. (16.2%)	Bed Need	ADP	Peaking (19.7%)	Class. (9.2%)	Bed Need	
2025	40.5	11.8	6.6	58.8	122.1	24.1	11.2	157.4	216.2
2030	41.3	12.0	6.7	59.9	124.4	24.5	11.4	160.4	220.3
2035	42.0	12.2	6.8	61.1	126.8	25.0	11.7	163.4	224.5
2040	42.8	12.5	6.9	62.2	129.2	25.4	11.9	166.5	228.7
2045	43.6	12.7	7.1	63.4	131.6	25.9	12.1	169.6	233.0
2050	44.5	12.9	7.2	64.6	134.1	26.4	12.3	172.8	237.4
2055	45.3	13.2	7.3	65.8	136.6	26.9	12.6	176.1	241.9
2060	46.1	13.4	7.5	67.0	139.2	27.4	12.8	179.4	246.4

The projected need in 2052 will be 239 beds

Needs Assessment Findings

- The Electronic Home Monitoring Program needs to be overhauled to meet the needs of the County
- Criminal justice case processing times exceed commonly-accepted standards
- Staffing issues at the Public Defender's office are causing a delay in case processing
- There are high proportions of people in the jail with mental health and chemical dependency issues
- Individual-level mental health records at the jail are paper-based
- Chemical dependency assessment results are not immediately available after intake
- Beltrami County does not appear to be taking full advantage of their Criminal Justice Coordinating Committee

Beltrami Detention Center Alternative Options

1. Maintain the Status Quo
2. Operate as a 36- Holding Facility
3. Renovate the Existing Detention Center
4. Expand the Detention Center
5. Build a New Detention Center
6. Build a Regional Detention Center
7. Close the Detention Center

Alternative 1: Maintain Status Quo

This can also be called the “Do Nothing” alternative in that business will continue to proceed the same as it is today.

Building

- No new beds added
- Continuing MEP maintenance and repair
- Keep inadequate Booking center
- Possibility of MDOC downgrade to a 36-hour holding facility

Alternative 1: Maintain Status Quo

Inmates and Out of County Boarding

- No additional beds will be added
- April to June 2022, approximately 41 inmates/ day were boarded out at a cost of \$55 per day
- Costs escalated 3% each year for inflation

Year	Out of County Inmates	Daily Rate	Daily Cost	Annual Cost
2032	122	\$ 76	\$ 9,239	\$ 3,372,221
2042	130	\$ 104	\$ 13,555	\$ 4,947,663
2052	139	\$ 144	\$ 19,956	\$ 7,284,037

- These figures do not consider officer time, fuel, or vehicle wear and tear for round-trip transports that may approach 200 miles each.
- It assumes available capacity in surrounding counties to board all these inmates.
- The number of counties used by Beltrami County to board inmates may need to increase.

Alternative 1: Maintain Status Quo

Staff Resources

- The number of staff needed for operating the detention center should remain the same as today.
- An increased number of inmates housed out of county may require more transport officers, transport vehicles, and travel distances which would all result in higher costs annually.
- Beltrami would be responsible for additional “outside appointment” transports from other counties
- Consider creating a transportation team of officers rather than continued use of bailiffs

Programs

- The lack of sufficient program space for inmate education and activities would not be addressed.
- When housed out of county, Beltrami loses the ability to provide targeted programs to inmates from the local community, or any programming for that matter.
- Inmates would be further removed from their families, friends, and local resources when housed several counties away.
- This can be detrimental to chances of a successful reentry into the community and could increase chances of reoffending.

Alternative 1: Maintain Status Quo

Alternative 1 Advantages

- Capital construction costs for expanding or replacing the detention center would be avoided

Alternative 1 Disadvantages

- Safety concerns for staff and inmates will not be addressed, leading to increased liability
- The growing inmate population must be transported to other jurisdictions, needing additional transportation staff and vehicles
- The costs for housing out inmates will continue to increase
- Increased safety risk and liability to Sheriff & County during transports.
- A greater amount of local tax dollars will be spent out of county
- Infrastructure systems will become more expensive to maintain
- The need for training space for staff and program space for inmates would not be addressed
- No ability to control the amount and types of programming offered to the inmate population when housed out of county
- More inmates would be housed away from their families and local community
- The Minnesota DOC may downgrade the detention center certification if current deficiencies are not addressed

Alternative 1: Status Quo Estimated Costs

Status Quo	2021	2032	2042	2052
Personnel	\$3,544,221	\$4,880,018	\$6,719,269	\$9,251,723
Support/ Operations	\$311,959	\$472,488	\$650,566	\$895,761
Food	\$267,941	\$405,819	\$558,770	\$769,367
Medical	\$84,257	\$127,614	\$175,711	\$241,936
Building Services	\$277,528	\$576,234	\$793,413	\$1,092,446

Inmates Boarded-Out Daily		122	130	139
Boarding of Inmates	\$803,000	\$3,372,221	\$4,947,663	\$7,284,037

Inmate Transportation				
Staff	\$731,868	\$1,220,004	\$2,099,771	\$3,469,396
Vehicles		\$440,606	\$758,335	\$1,252,977
Fuel & Maint	\$18,190	\$1,376,894	\$2,369,797	\$3,915,553
Transportation Totals:	\$750,058	\$3,037,505	\$5,227,904	\$8,637,925

Estimated Annual Costs	\$6,038,964	\$12,871,899	\$19,073,296	\$28,173,196
------------------------	-------------	--------------	--------------	--------------

- 40 FTEs to operate the detention center
- Avg 10 inmates boarded at each jurisdiction
- One 15-passenger van for every 30 inmates boarded, or one van for every 3 jurisdictions
- \$80,000 per van (today)
- 2.5 officers per van
- \$250,000/ yr (today) for fuel & maintenance per van
- 10% initial escalation in costs, then 3.25% annually

Alternative 2: 36-Hour Holding Facility

This alternative assumes that either through MDOC action, or by a policy decision of Beltrami County, the detention center begins to house most of their responsible inmates in other jurisdictions.

Will continue to process new arrestees into the system and hold them up to 36 hours. Anyone held beyond 36 hours would then be transported to another jurisdiction.

Building

- Remodel and expand the Booking Center
- Expand the vehicle sallyport
- Should need approximately 3,700 sf for a safe, modern booking center
- The mechanical/ electrical/ plumbing system will continue to age, and the maintenance costs will continue to increase
- Vacated housing space could be repurposed, but expensive to remodel this type of construction

Alternative 2: 36-Hour Holding Facility

Inmates and Out of County Boarding

- No additional beds will be added
- Will have a surplus of bedspaces
- Arrestee will stay in the booking/holding area for 4 hours to post bond. After 4 hours, they would be moved to a housing unit.
- These figures do not consider officer time, fuel, or vehicle wear and tear for round-trip transports that may approach 200 miles each.
- It assumes available capacity in surrounding counties to board all these inmates.
- The number of counties used by Beltrami County to board inmates may need to increase.

Year	In-House ADP	Peak & Class	Bed Need
2032	10.0	3.0	13.0
2042	15.0	4.5	19.5
2052	20.0	6.0	26.0

Year	Out of County Inmates	Daily Rate	Daily Cost	Annual Cost
2032	202	\$ 76	\$ 15,297	\$ 5,583,513
2042	210	\$ 104	\$ 21,897	\$ 7,992,379
2052	219	\$ 144	\$ 31,442	\$ 11,476,289

Alternative 2: 36-Hour Holding Facility

Staff Resources

- Staff needed to operate the detention center should be reduced as the detention center would be housing fewer inmates.
- An increased number of inmates housed out of county may require more transport officers, transport vehicles, and travel distances which would all result in higher costs annually.
- A dedicated team of transportation officers may be necessary rather than continuing the practice of using armed bailiffs for transporting inmates.

Programs

- Traditional program space needs for inmate education and activities would not be as great.
- Identify spaces for community resource providers to assess the needs of the inmate population and connect them with local programs and services.
- When housed out of county, Beltrami loses the ability to provide targeted programs to inmates from the local community, or any programming for that matter.
- Inmates would be further removed from their families, friends, and local resources when housed several counties away.
- This can be detrimental to chances of a successful reentry into the community and could increase chances of reoffending.

Alternative 2: 36-Hour Holding Facility

Alternative 2 Advantages

- Capital construction costs for expanding or replacing the detention center would be avoided
- Fewer inmates would be housed which would reduce the burden on the current infrastructure systems
- Housing fewer inmates would free existing space to expand and remodel the booking area
- Fewer detention officers would be needed for a holding facility rather than a full-service detention center

Alternative 2: 36-Hour Holding Facility

Alternative 2 Disadvantages

- Most of the inmate population must be transported to other jurisdictions, leading to the need for additional transportation staff and vehicles
- Increased safety risk and liability to Sheriff & County during transports.
- The costs for housing out inmates will continue to increase
- A greater amount of local tax dollars will be spent out of county
- Even with the reduced burden, the infrastructure systems will remain expensive to maintain
- The need for training space for staff and program space for inmates would not be addressed
- There would be no ability to control the amount and types of programming offered to the inmate population when housed out of county
- More inmates would be housed away from their families and local community

Alternative 2: 36 Hour Holding Facility Estimated Costs

36-Hour Holding Facility	2021	2025	2032	2042	2052
Personnel	\$3,544,221		\$2,024,344	\$2,720,549	\$3,656,190
Support/ Operations	\$311,959		\$8,707	\$11,989	\$16,507
Food	\$267,941		\$60,644	\$125,250	\$229,942
Medical	\$84,257		\$19,099	\$39,446	\$72,417
Building Services	\$277,528		\$400,537	\$551,497	\$759,352
Inmates Boarded-Out Daily			202	210	219
Boarding of Inmates	\$803,000		\$5,583,513	\$7,992,379	\$11,476,289
Inmate Transportation					
Staff	\$731,868		\$2,083,883.5	\$2,800,565.1	\$4,301,400.4
Vehicles			\$771,061	\$1,061,669	\$1,670,636
Fuel & Maint	\$18,190		\$2,409,565	\$3,317,716	\$5,220,737
Transportation Totals:	\$750,058		\$5,264,509	\$7,179,951	\$11,192,773
Renovate Booking - 3,700SF	\$350	\$1,295,000			
Expand Vehicle Sallyport - 800SF	\$650	\$520,000			
Soft Costs	15%	\$272,250			
Estimated Project Cost:		\$2,087,250	pay off in approx. 5 years		
Estimated Annual Costs	\$6,038,964		\$15,176,353	\$18,621,060	\$27,403,471

- 17 FTEs to operate the detention center
- Avg 10 inmates boarded at each jurisdiction
- One 15-passenger van for every 30 inmates boarded, or one van for every 3 jurisdictions
- \$80,000 per van (today)
- 2.5 officers per van
- \$250,000/ yr (today) for fuel & maintenance per van
- Operating expenses scaled back for reduced capacity
- 10% initial escalation in costs, then 3.25% annually

Alternative 3: Renovate the Existing Detention Center

Many of the core systems and spaces would be renovated and upgraded.

No additional bedspaces would be constructed.

Building

- Due to the type of construction and layout, remodeling the core systems (MEP) will be difficult and costly
- The Booking Center spaces are the greatest need for remodel and expansion. This could mean the loss, or relocation, of an 8-bed dormitory, staff offices, and potentially some property storage.
- The multiple locations for medical services should be condensed
- A true central control should be created
- Space in the basement is used for staff training, but it is an unfinished space that is also used for material storage. There should be a space dedicated, and properly equipped, for staff training.

Alternative 3: Renovate the Existing Detention Center

Inmates and Out of County Boarding

- No additional beds will be added
- Remodeling will likely cause a reduction in capacity

Year	Out of County Inmates	Daily Rate	Daily Cost	Annual Cost
2032	130	\$ 76	\$ 9,845	\$ 3,593,350
2042	138	\$ 104	\$ 14,389	\$ 5,252,135
2052	147	\$ 144	\$ 21,105	\$ 7,703,263

- These figures do not consider officer time, fuel, or vehicle wear and tear for round-trip transports that may approach 200 miles each.
- It assumes available capacity in surrounding counties to board all these inmates.
- The number of counties used by Beltrami County to board inmates may need to increase.

Alternative 3: Renovate the Existing Detention Center

Staff Resources

- Staff needed for operating the detention center should remain the same as today.
- An increased number of inmates housed out of county may require more transport officers, transport vehicles, and travel distances which would all result in higher costs annually.
- A dedicated team of transportation officers may be necessary rather than continuing the practice of using armed bailiffs for transporting inmates.
- Determine whether the practice of using bailiffs to transport inmates remains, or if a dedicated team of transportation officers must be identified and trained.

Programs

- There may be an opportunity to remodel areas to provide program space for inmate education. However, there does not seem to be much space available in the current detention center.
- The basement level could provide some opportunity, but this would not be an ideal location due to the need to move inmates to the basement level with poor sightlines and staff intensity to provide adequate safety and supervision.
- When housed out of county, Beltrami loses the ability to provide targeted programs to inmates from the local community, or any programming for that matter.
- Inmates would be further removed from their families, friends, and local resources when housed several counties away.

Alternative 3: Renovate the Existing Detention Center

Alternative 3 Advantages

- Safety concerns for staff and inmates would be addressed, reducing potential liability
- The need for training space for staff and program space for inmates would be addressed

Alternative 3 Disadvantages

- An increased number of inmates would be transported to other jurisdictions, leading to the need for additional transportation staff and vehicles
- Increased safety risk and liability to Sheriff & County during transports.
- Remodeling the areas of greatest need will likely reduce the inmate housing capacity
- The costs for housing out inmates will continue to increase
- A greater amount of local tax dollars will be spent out of county

Alternative 3: Renovate the Existing Detention Center

Alternative 3 Disadvantages (continued)

- Remodeling the detention center, including the infrastructure systems, will be costly and will have limitations due to the existing footprint
- There would be no ability to control the amount and types of programming offered to the inmate population when housed out of county
- More inmates would be housed away from their families and local community

Alternative 3: Renovate the Detention Center Estimated Costs

Renovate the Detention Center	2021	2025	2032	2042	2052
Personnel	\$3,544,221		\$4,880,044	\$6,719,305	\$9,251,772
Support/ Operations	\$311,959		\$472,488	\$650,566	\$895,761
Food	\$267,941		\$559,790	\$770,772	\$1,061,271
Medical	\$84,257		\$176,298	\$242,743	\$334,232
Building Services	\$277,528		\$662,669	\$912,425	\$1,256,313
Inmates Boarded-Out Daily			130	138	147
Boarding of Inmates	\$803,000		\$3,593,350	\$5,252,135	\$7,703,263
Inmate Transportation					
Staff	\$731,868		\$1,525,014	\$2,099,783	\$2,891,179
Vehicles			\$550,758	\$758,335	\$1,044,147
Fuel & Maint	\$18,190		\$1,721,118	\$2,369,797	\$3,262,961
Transportation Totals:	\$750,058		\$3,796,889	\$5,227,915	\$7,198,287
Renovate Booking - 3,700SF	\$350	\$1,295,000			
Renovate for Programs - 600SF	\$350	\$210,000			
Expand Vehicle Sallyport - 800SF	\$650	\$520,000			
Soft Costs	15%	\$303,750			
Estimated Project Cost:		\$2,328,750	pay off in approx. 5 years		
Estimated Annual Costs	\$6,038,964		\$16,166,528	\$19,775,861	\$27,700,898

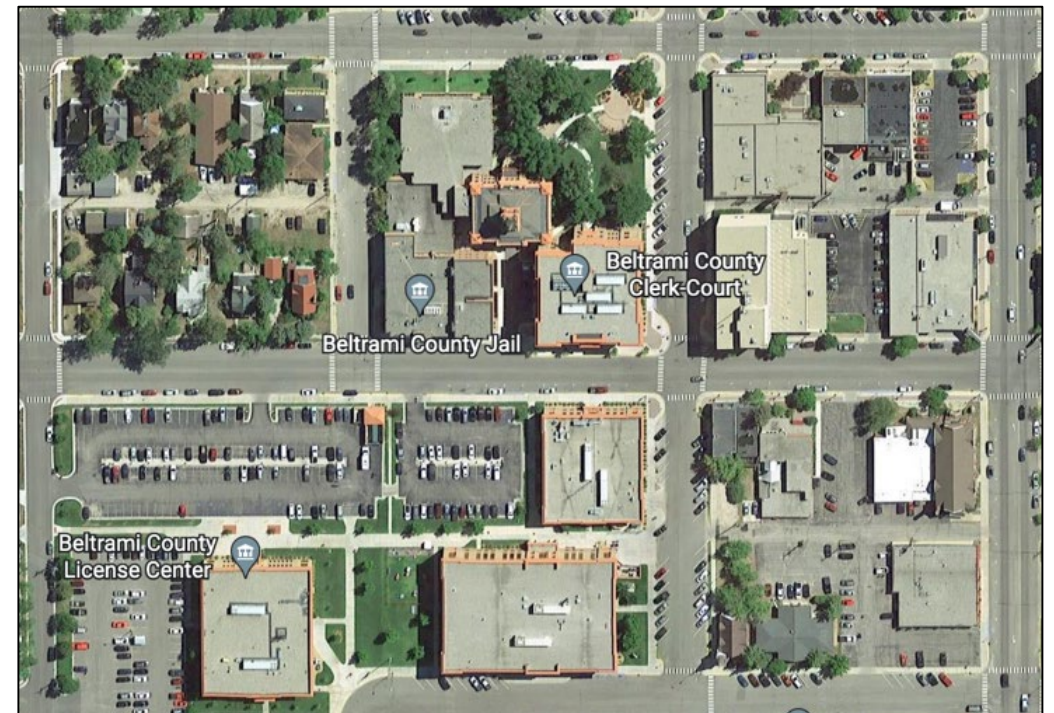
- 40 FTEs to operate the detention center
- Avg 10 inmates boarded at each jurisdiction
- One 15-passenger van for every 30 inmates boarded, or one van for every 3 jurisdictions
- \$80,000 per van (today)
- 2.5 officers per van
- \$250,000/ yr (today) for fuel & maintenance per van
- 10% initial escalation in costs, then 3.25% annually

Alternative 4: Expand the Existing Detention Center

This alternative would expand the capacity of the existing detention center, potentially in phases, to the 2052 projected bedspace need.

Building

- The jail is attached to a Minnesota Department of Corrections office and sits next to the Beltrami County Judicial Center.
- The Sheriff's Office and County Administration buildings are across the street from the detention center.
- There are no open parcels of land adjacent to the detention center.
- There is surface parking across the street next to the Sheriff's Office and in front of County Administration.



Alternative 4: Expand the Existing Detention Center

Building

- The total number of available beds today is 132, although the operational capacity is 119. More than 100 additional beds will be needed in the next 30 years.

2022 Capacity	Total Bed Need		
	2032	2042	2052
132	222	230	239

- An expansion of the detention center would necessitate the costly remodel and renovation of the core systems and spaces as described in Alternative 3.
- By expanding areas such as booking, health care, programs, and others there may be a loss of some existing beds that would have to be included in a facility expansion.

Alternative 4: Expand the Existing Detention Center

Building

- There is no available space in the existing detention center to add this number of beds.
- One option would be to build additional housing units in the current surface parking across the street from the detention center. This space should accommodate a multi-level structure that would handle the additional projected bedspaces.
- Some of the spaces in the existing detention center could be remodeled for programs and essential services while additional program space could be added with new housing units across the street. A secure bridge, or tunnel, could be constructed to connect the buildings.

Inmates and Out of County Boarding

- The routine housing of inmates in other counties would be eliminated other than special circumstances

Alternative 4: Expand the Existing Detention Center

Staff Resources

- The number of staff needed for operating an expanded detention center would increase along with the additional housing units and bedspaces.
- Will reduce the number of transport officers, transport vehicles, and travel distances associated with housing inmates in other jurisdictions.

Programs

- One of the better options for expanding the spaces for inmate programs.
- Opportunities to remodel some of the existing areas as well as building new spaces that could be flexible enough for educational, therapeutic, recreational, and vocational activities which would increase the chances of a successful reentry into the community and decrease the chances of reoffending.

Alternative 4: Expand the Existing Detention Center

Alternative 4 Advantages

- Additional capacity will greatly reduce the number of inmates that would be housed out of county, which would reduce the required amount of transportation staff and equipment
- Safety concerns for staff and inmates would be addressed, reducing potential liability
- The need for training space for staff and program space for inmates would be addressed
- More local tax dollars would stay in Beltrami County

Alternative 4 Disadvantages

- Capital costs would be expensive
- An expansion may be constructed across the street from the current detention center, creating operational challenges due to multiple buildings and additional staff requirements
- Expanding/remodeling the detention center, including the infrastructure systems, will be costly and will have limitations due to tying into an existing system

Alternative 4: Expand the Detention Center Estimated Costs

Expand the Detention Center	2021	2025	2032	2042	2052
Personnel	\$3,544,221		\$7,320,066	\$10,078,957	\$13,877,658
Support/ Operations	\$311,959		\$747,672	\$1,029,465	\$1,417,464
Food	\$267,941		\$941,465	\$1,343,012	\$1,921,544
Medical	\$84,257		\$296,500	\$422,961	\$605,162
Building Services	\$277,528		\$633,857	\$872,755	\$1,201,691

In-house Beds	2021	2025	2032	2042	2052
			222	230	239

Inmates Boarded-Out Daily			0	0	0
Boarding of Inmates	\$803,000		\$0	\$0	\$0
Inmate Transportation			\$0	\$0	\$0

Inmate Transportation					
Staff	\$731,868				
Vehicles					
Fuel & Maint	\$18,190				
Transportation Totals:	\$750,058				

Renovate Booking - 3,700SF	\$350	\$1,295,000			
Expand Vehicle Sallyport - 800SF	\$650	\$520,000			
New Housing (140 beds) 30,000SF	\$650	\$19,500,000			
New Programs/ Services - 3,000SF	\$650	\$1,950,000			
New Staff Training Space - 1,000 SF	\$650	\$650,000			
Soft Costs	15%	\$3,587,250			
Land		\$2,000,000			
Estimated Project Cost:		\$29,502,250			

Debt Repayment: approx \$2.5m/ yr for 25 years		\$2,500,000	\$2,500,000		
--	--	-------------	-------------	--	--

Estimated Annual Costs	\$6,038,964	\$12,439,560	\$16,247,149	\$19,023,519
------------------------	-------------	--------------	--------------	--------------

- 60 FTEs to operate the detention center
- 10% initial escalation in costs, then 3.25% annually

Alternative 5: Build a New Detention Center

This alternative considers vacating the current detention center and building a new facility. A potential site for a new facility is unknown at this time.

Building

- Opportunity to purposely plan for the projected number of inmates, the types of inmates based upon risks and needs, the desired operational philosophy, the desired housing unit sizes and configurations, and program spaces that meet the cultural needs of all inmates.
- The County can ensure that the detention center reflects the values of the community.
- The projected bedspace need in the next 10 years is 222. A new detention center could be built all at once, or in phases, or build to the 10-year need and shell space for future housing.

Total Bed Need		
2032	2042	2052
222	230	239

Alternative 5: Build a New Detention Center

Building

- The size (square footage) and cost of a new detention center will depend on several factors including the operational philosophy of the detention center.
- During the initial meetings and interviews, a nearly unanimous desire was expressed for program and service opportunities to address the need for educational, mental illness and substance abuse, and cultural-specific programming for the inmates housed.
- Detention centers that provide this level of program and services will often be sized between 375 and 400 square feet per bed.

Year	Bedspace Needs	Approx. Square Feet	
		375 per Bed	400 per Bed
2032	222	83,250	88,800
2042	230	86,250	92,000
2052	239	89,625	95,600

Alternative 5: Build a New Detention Center

Inmates and Out of County Boarding

- The routine housing of inmates in other counties would be eliminated other than special circumstances

Staff Resources

- The number of staff needed for operating a new detention center would depend upon the operational philosophy along with the number and sizes of the housing units.
- This would reduce the number of transport officers, transport vehicles, and travel distances associated with housing inmates in other jurisdictions.

Programs

- The County could provide an adequate number of spaces for inmate programs that could be flexible enough for educational, therapeutic, recreational, and vocational activities which would increase the chances of a successful reentry into the community and decrease the chances of reoffending.

Alternative 5: Build a New Detention Center

Alternative 5 Advantages

- A new facility will greatly reduce the number of inmates that would be housed out of county, which would reduce the required amount of transportation staff and equipment
- The design and operations would be tailored to the operational philosophy and address the specific health, safety, and cultural needs of the inmate population, including an assessment/booking center
- The need for training space for staff and program space for inmates would be addressed
- More local tax dollars would stay in Beltrami County

Alternative 5 Disadvantages

- Capital costs would be expensive
- A new detention center would likely not be adjacent to the courthouse unless the current facility is demolished and a new one built on the same site

Alternative 5: Build a New Detention Center Estimated Costs

Build a New Detention Center	2021	2025	2032	2042	2052
Personnel	\$3,544,221		\$7,320,066	\$10,078,957	\$13,877,658
Support/ Operations	\$311,959		\$747,672	\$1,029,465	\$1,417,464
Food	\$267,941		\$941,465	\$1,343,012	\$1,921,544
Medical	\$84,257		\$296,500	\$422,961	\$605,162
Building Services	\$277,528		\$576,234	\$793,413	\$1,092,446

In-house Beds			222	230	239
---------------	--	--	-----	-----	-----

Inmates Boarded-Out Daily			0	0	0
Boarding of Inmates	\$803,000		\$0	\$0	\$0
Inmate Transportation			\$0	\$0	\$0

Inmate Transportation					
Staff	\$731,868				
Vehicles					
Fuel & Maint	\$18,190				
Transportation Totals:	\$750,058				

240 beds at 400 sf per bed - 96,00	\$650	\$62,400,000			
Soft Costs	15%	\$9,360,000			
Land		\$3,000,000			
Estimated Project Cost:		\$74,760,000			

Debt Repayment: approx \$5m/yr for 25 years		\$5,000,000	\$5,000,000		
---	--	-------------	-------------	--	--

Estimated Annual Costs	\$6,038,964	\$14,881,937	\$18,667,808	\$18,914,275
------------------------	-------------	--------------	--------------	--------------

- 60 FTEs to operate the detention center
- 10% initial escalation in costs, then 3.25% annually

Alternative 6: Build a Regional Detention Center

- This is the most difficult alternative to define at this point.
- A detailed needs assessment has been conducted **only** for the Beltrami County inmate and bedspace needs for the next 30 years.
- A regional detention center would involve housing the inmates of at least one other jurisdiction.
- At this point no other jurisdiction has been identified to participate.
- Whether it would be one or several other jurisdictions, a similar process should be undertaken to determine the number of projected inmates and the resulting bedspace needs of those entities.

Alternative 6: Build a Regional Detention Center

Organization

- Some jurisdictions will over-build a number of beds greater than their initial need and will rent the additional beds to other jurisdictions (local, state, federal) to offset the cost of construction and operations until needed for their own inmate population.

There is danger of a budget shortfall if the demand for the extra beds is not sustainable. Once your local inmate population begins to grow, it becomes difficult to turn away “paying customers” and reduce the amount of revenue coming in.

- Beltrami could contract with other jurisdictions that would “rent” a predetermined number of beds for a negotiated per diem, for a fixed period of time. The County would maintain “ownership” of the detention center and provide all staffing and operational costs.
- The County could create a regional detention center authority or board that would oversee the operations of the facility.

Alternative 6: Build a Regional Detention Center

Alternative 6 Advantages

- Capital and operating costs would be shared or offset by other jurisdictions
- Depending upon the organizational structuring, guaranteed revenue could be generated for a contracted period of time
- Greater numbers of inmates and resources may increase opportunities for the provision of relevant inmate programs

Alternative 6 Disadvantages

- A new site would likely be required which may not be adjacent to the courthouse
- There would be additional court transportation needs
- No current arrangements are in place with other jurisdictions for participation
- Studies would have to be conducted to determine the capacity needed for all participating jurisdictions
- There is not enough information at this point for a valid rating of this alternative

Alternative 6: Build a Regional Detention Center Estimated Costs

Build a Regional Detention Center	2021	2025	2032	2042	2052
Personnel	\$3,544,221		\$9,150,082	\$12,598,696	\$17,347,073
Support/ Operations	\$311,959		\$747,672	\$1,029,465	\$1,417,464
Food	\$267,941		\$941,465	\$1,343,012	\$1,921,544
Medical	\$84,257		\$296,500	\$422,961	\$605,162
Building Services	\$277,528		\$633,857	\$872,755	\$1,201,691
In-house Beds			282	290	299
Inmates Boarded-Out Daily			0	0	0
Boarding of Inmates	\$803,000		\$0	\$0	\$0
Inmate Transportation			\$0	\$0	\$0
Inmate Transportation					
Staff	\$731,868				
Vehicles					
Fuel & Maint	\$18,190				
Transportation Totals:	\$750,058				
300 beds at 400 sf per bed - 120,000SF	\$650	\$78,000,000			
Soft Costs	15%	\$11,700,000			
Land		\$3,500,000			
Estimated Project Cost:		\$93,200,000			
Debt Repayment: approx \$6m/yr for 25 years			\$6,000,000	\$6,000,000	
Revenue from Boarding			-\$1,658,469	-\$2,283,537	-\$3,144,189
Estimated Annual Costs	\$6,038,964		\$16,111,108	\$19,983,352	\$19,348,745

- 75 FTEs to operate the detention center
- 10% initial escalation in costs, then 3.25% annually
- Revenue will vary depending upon per diem charged

Alternative 7: Close the Detention Center

An extreme alternative would be to close the Beltrami County Detention Center altogether.

The County may choose to operate a booking center in Bemidji to process new arrestees and if they are unable to post bond within a short period of time (4 hours typically) they would be transported to detention centers in other jurisdictions to be housed.

Building

- A building would still be needed to book and process new arrestees.
- Arrestees would be held for a matter of hours in holding cells rather than in housing units.
- Extensive remodeling of the existing booking area would need to occur with this alternative if the operations were to remain in the current location.
- The County would need discuss the remodel/ reuse of the existing housing units and other areas.
- If the existing building were to be repurposed, even as a stand-alone booking center, the aging infrastructure would still need to be addressed.

Alternative 7: Close the Detention Center

Inmates and Out of County Boarding

- The only inmates (arrestees) held would be for 4 hours after booking.
- All new bookings were examined dating back to 2016 to determine the average number of bookings per day and per hour, and to identify those with stays of 4 hours or less. This data was then applied to the forecast numbers to determine the holding capacity needs.

Year	Holding Capacity	Out of County Inmates	Daily Rate	Daily Cost	Annual Cost
2032	13.0	209	\$ 76	\$ 15,827	\$ 5,777,001
2042	13.5	216	\$ 104	\$ 22,523	\$ 8,220,732
2052	14.0	225	\$ 144	\$ 32,303	\$ 11,790,708

This does not include the costs of operating the booking center.

- These figures do not consider officer time, fuel, or vehicle wear and tear for round-trip transports that may approach 200 miles each.
- It assumes available capacity in surrounding counties to board all these inmates.
- The number of counties used by Beltrami County to board inmates may need to increase.

Alternative 7: Close the Detention Center

Staff Resources

- The number of staff needed for operating the booking center will be fewer than the total number of detention center staff today.
- These salary “savings” would likely be eclipsed by the additional number of transport officers, transport vehicles, and travel distances which would all result in higher costs annually.
- Determine whether to continue the practice of using bailiffs to transport inmates remains, or if a dedicated team of transportation officers must be identified and trained.

Programs

- By housing inmates out of county, Beltrami loses the ability to provide targeted programs to inmates from the local community, or any programming for that matter.
- Inmates would be further removed from their families, friends, and local resources when housed several counties away from their homes.
- This can be even more detrimental to their chances of a successful reentry into their community and could increase their chances of reoffending.

Alternative 7: Close the Detention Center

Alternative 7 Advantages

- Capital construction costs for expanding or replacing the detention center would be avoided
- A small number of inmates would be held for a few hours instead of housed which would reduce the burden on the current infrastructure systems
- Fewer detention officers would be needed for a booking center rather than a full-service detention center

Alternative 7: Close the Detention Center

Alternative 7 Disadvantages

- Most of the inmate population must be transported to other jurisdictions, leading to the need for additional transportation staff and vehicles
- Increased safety risk and liability to Sheriff & County during transports.
- Would still pay to operate a booking center
- The costs for housing out inmates will continue to increase
- A greater amount of local tax dollars will be spent out of county
- Even with the reduced burden, the infrastructure systems will remain expensive to maintain
- There would be no ability to control the amount and types of programming offered to the inmate population
- Inmates would be housed away from their families and local community

Alternative 7: Close the Detention Center Estimated Costs

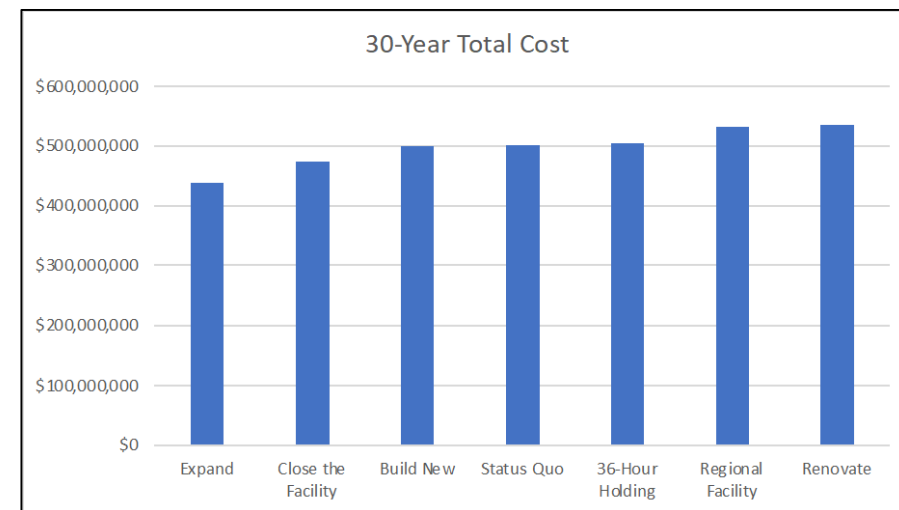
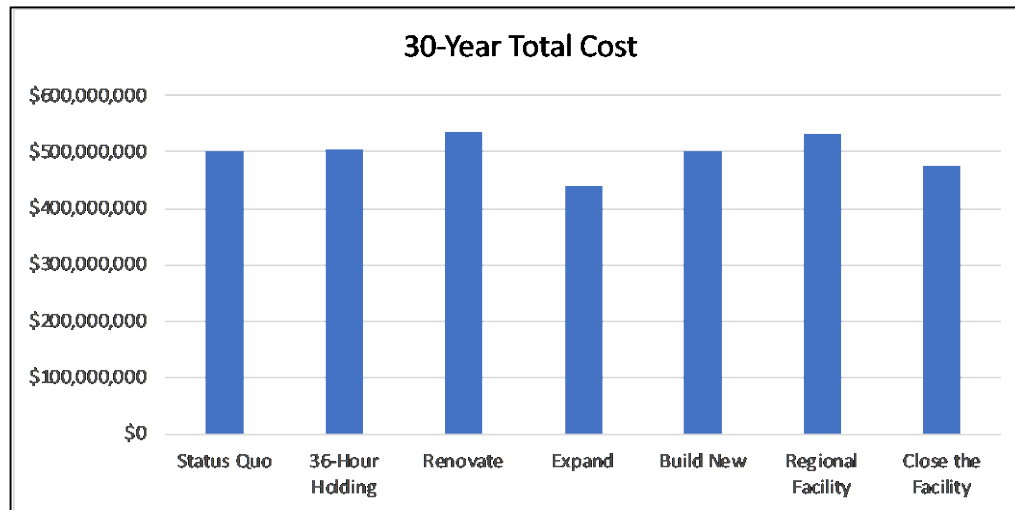
Close the Detention Center	2022	2025	2032	2042	2052
Personnel	\$3,544,221		\$1,464,013	\$2,015,791	\$2,775,532
Support/ Operations	\$311,959		\$8,707	\$11,989	\$16,507
Food	\$267,941		\$55,131	\$78,829	\$112,559
Medical	\$84,257		\$17,363	\$24,826	\$35,449
Building Services	\$277,528		\$400,537	\$551,497	\$759,352
<hr/>					
In-house Beds			13.0	13.5	14.0
<hr/>					
Inmates Boarded-Out Daily			209	216	225
Boarding of Inmates	\$803,000		\$5,777,001	\$8,220,732	\$11,790,708
<hr/>					
Inmate Transportation					
Staff	\$731,868		\$2,135,019	\$2,939,696	\$4,625,886
Vehicles			\$771,061	\$1,061,669	\$1,670,636
Fuel & Maint	\$18,190		\$2,409,565	\$3,317,716	\$5,220,737
Transportation Totals:	\$750,058		\$5,315,645	\$7,319,081	\$11,517,259
<hr/>					
Renovate Booking - 3,700SF	\$350	\$1,295,000			
Soft Costs	15%	\$194,250			
Estimated Project Cost:		\$1,489,250	pay off in approx. 3 years		
<hr/>					
Estimated Annual Costs	\$6,038,964		\$13,038,396	\$18,222,745	\$27,007,366

- Maintain a Booking Center
- 12 FTEs to operate the Booking Center
- Avg 10 inmates boarded at each jurisdiction
- One 15-passenger van for every 30 inmates boarded, or one van for every 3 jurisdictions
- \$80,000 per van (today)
- 2.5 officers per van
- \$250,000/ yr (today) for fuel & maintenance per van
- 10% initial escalation in costs, then 3.25% annually

Alternatives Total Cost Summary

Alternative	30-Year Total Cost
Status Quo	\$501,238,381
36-Hour Holding	\$504,165,498
Renovate	\$535,629,785
Expand	\$439,063,318
Build New	\$499,661,759
Regional Facility	\$532,380,787
Close the Facility	\$474,957,234

Alternative	30-Year Total Cost
Expand	\$439,063,318
Close the Facility	\$474,957,234
Build New	\$499,661,759
Status Quo	\$501,238,381
36-Hour Holding	\$504,165,498
Regional Facility	\$532,380,787
Renovate	\$535,629,785



Beltrami Detention Center Alternative Options

1. Maintain the Status Quo
2. Operate as a 36- Holding Facility
3. Renovate the Existing Detention Center
4. Expand the Detention Center
5. Build a New Detention Center
6. Build a Regional Detention Center
7. Close the Detention Center

Beltrami Detention Center Alternative Options

- ~~1. Maintain the Status Quo~~
- ~~2. Operate as a 36-Holding Facility~~
- ~~3. Renovate the Existing Detention Center~~
4. Expand the Detention Center
5. Build a New Detention Center
6. Build a Regional Detention Center
- ~~7. Close the Detention Center~~

Recommended Alternative

Build a New Detention Center

- Greatest flexibility for modern operations, spaces, programs, safety and security
- Will not have to repair/ maintain outdated infrastructure
- Most expensive (capital) alternative